

# **STUDENT'S WORKSHEETS**

FOUNDATIONAL PROGRAMME FOR LITERACY,  
NUMERACY AND SKILLS

## **INSTRUMENTAL MUSIC**

### **GRADE 8**

**TITLE OF CARD: TAAL AND NOTATION SYSTEM**

**STUDENT'S CARD 1**

**MOE  
MAHATMA GANDHI INSTITUTE  
2026**

# TABLE OF CONTENT

<b>Student's Worksheets.....</b>	<b>ii</b>
<b>Introduction.....</b>	<b>1</b>
Part 1 - Definition of Taal	
Part 2 - Components of Taal.....	<b>2</b>
Part 3 - Notation System and Padhant	
<b>Activity 1.....</b>	<b>3</b>
<b>Activity 2.....</b>	<b>4</b>
<b>Activity 3.....</b>	<b>5</b>
Student Self-Assessment.....	<b>6</b>

**GRADE 8**

# **STUDENT'S WORKSHEETS**

**CARD 1**

**Title of Card: Taal and Notation System**



## Introduction

In this activity, you will be introduced to **taal**, a rhythmic system in Indian music. You will:

- Learn what taal is and how it is structured.
- Learn how to read and notate simple taal cycles accurately.
- Practise **clapping, padhant (reciting bols)**, and simple **instrumental patterns** to apply your understanding.

By completing these tasks, you will begin to **internalise rhythmic patterns**, develop better **coordination**, and build confidence in **recognising and performing** basic taal cycles.

### Part 1 - Definition

- Listen attentively as your teacher defines and explains the term Taal.
- List few Indian musical instruments that provide Taal.



**Tabla**



**Pakhawaj**



**Mridangam**



**Khol**



**Manjira**

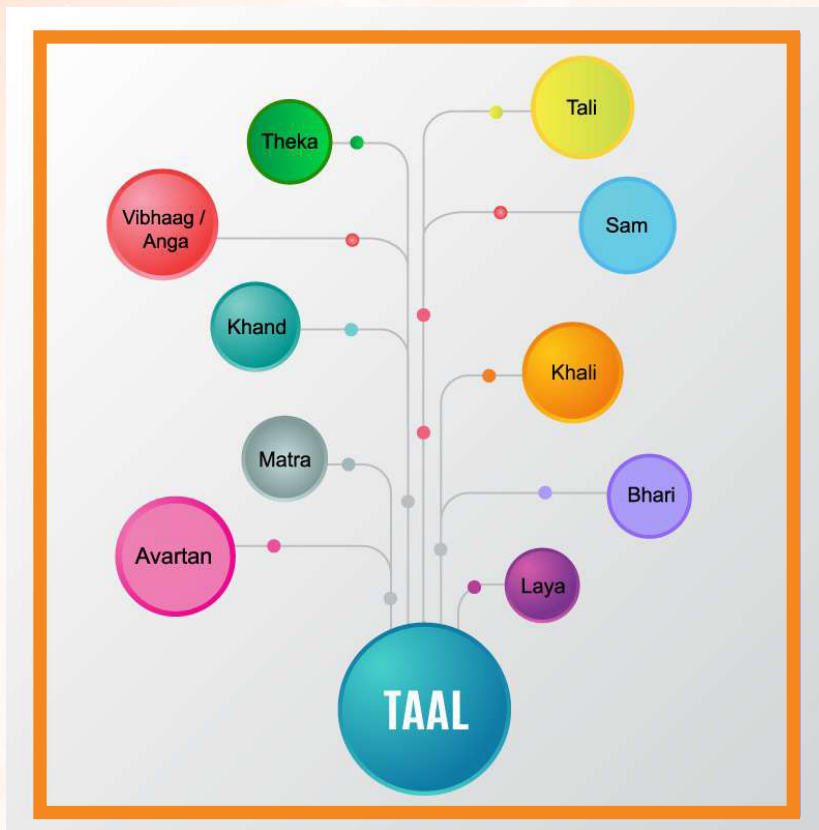
#### NOTE

*Taal* can also be provided by the clapping of hands.

## Part 2 - Components of Taal

- Name each component of a taal.
- Explain its meaning, adding the correct signs or symbols where appropriate.

### COMPONENTS OF TAAL



## Part 3 - Notation System and Padhant

- Pay attention as your teacher explains Bhatkhande's notation system and interpret the signs and symbols used in it.
- Notate, recite and count the following Talas:
- Dadra Taal, Roopak Taal, Kaherwa Taal and Teentaal.

SYMBOL	PURPOSE
X	To denote <i>Sam</i>
0	To denote <i>Khali</i> .
	Line dividing the <i>vibhaag-s</i> (Sections).
∪	Combines two or more syllables in one beat.
2,3,4	To show other accented beats in a taal ( <i>Tali</i> ).
∫	Known as <i>Avgraha</i> used to show space or pause.



## ACTIVITY 1

### MATCHING

1. Match each hand and finger action to its appropriate meaning.



**1<sup>ST</sup> FINGER COUNT**

**SAM**

**KHALI**

**2<sup>ND</sup> FINGER COUNT**

**3<sup>RD</sup> FINGER COUNT**



## ACTIVITY 2

### WORD SEARCH

2. Find the words given in brackets in the grid below:

(avartan, matra, khand, vibhaag, theka, tali, sam, khali, bhari, laya)

a	f	d	r	n	i	m	t	t	z
f	b	n	w	q	f	b	h	d	b
b	m	j	g	t	j	k	e	b	b
t	h	n	a	m	k	k	k	h	q
b	k	n	v	i	b	h	a	a	g
h	h	n	a	j	m	a	w	r	t
m	a	t	r	a	g	l	k	i	n
h	n	o	t	a	l	i	p	k	m
n	d	s	a	m	a	j	m	k	r
t	h	n	n	l	ȳ	k	g	ȳ	e
a	g	o	l	r	a	r	o	l	n



## ACTIVITY 3

### DO YOU REMEMBER




3. Fill in the blanks with the appropriate number in column B.

<b>A</b>	<b>B</b>
<b>TAAL</b>	<b>NUMBER OF BEATS</b>
TEENTAAL	
ROOPAK	
DADRA	
KAHERWA	



## STUDENT SELF-ASSESSMENT

Rate yourself by ticking only one box out of the 3 options provided.

Profiling: (Tick Appropriately) Lesson 1 - MY PROGRESS?			
			
	Good	Satisfactory	Needs Improvement
<b>What have i learnt?</b>			
1. Define the term Taal			
2. Indian Instruments that provide Taal			
3. List the components of Taal			
4. Understanding Notation system (signs and symbols)			
5. Notating Talas (Dadra, Roopak, Kaherwa, Teentaal)			
6. Padhant (Reciting bols with correct counting)			



**MOE  
MAHATMA GANDHI INSTITUTE  
2026**